

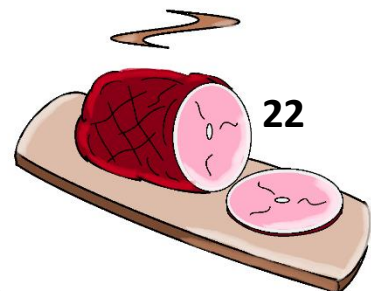
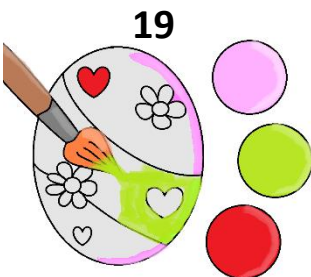


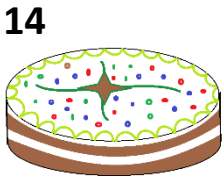


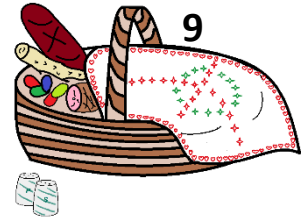
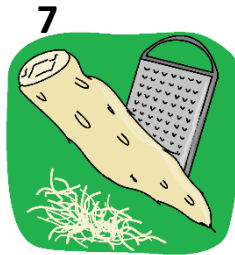
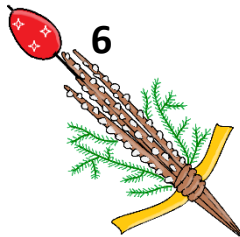
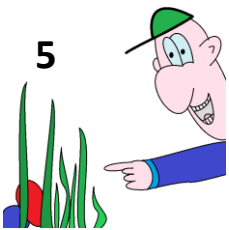




Eier suchen, Feste, usw



Aufgabe 1 – Slå ordene op i ordbogen og find det bestemte kendeord
 Det bestemte kendeord forkortes (m = der, f = die, n = das) (vb – Verbum)



1. Das Küken (n)	13.
2.	14.
3.	15.
4.	16.
5. (vb)	17.
6.	18.
7.	19. (vb)
8.	20.
9.	21.
10.	22.
11.	23.
12.	

- Osternest Osterkerze Osterhase Schneeglöckchen
 Osterbrot Meerrettich
 Osterblume Osterfeuer Schaf Osterkorb Süßigkeiten Opferlamm
~~Küken~~ finden Osterkarte
 Salz und Pfeffer Osterfleisch Palmstrauß Palmkätzchen
 Karwoche Osterei Osterkuchen
 bemalen

Aufgabe 2 – Skriv verber (udsagnsord) sammen med til 10 genstande

Eks. „Das Osternest **Finden**“. Du må godt bruge verberne flere gange.



Aufgabe 3 – Ved hjælp af sætningerne, fortæl til en klassekammerat hvad man kan gøre til påske. (brug evt. forskellige modalverber: können, wollen, müssen)

Eks. Man kann das Osternest suchen
 X O ▲ O

Led	M-askulinum Hankøn	F-emininum Hunkøn	N-eutrum Intetkøn	Pl-urialis Flertal
X - Nom	der	die	das	die
▲ - AKK	den	die	das	die

Memoryspil med ordene fra opgaven.

Der tages tid og tælles hvor mange gange

der er blevet vendt kort. tid: _____ kort vendt: _____

