







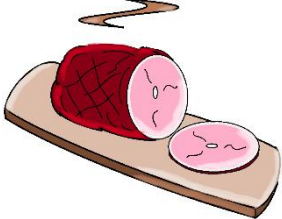





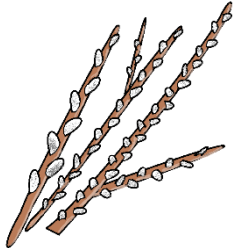


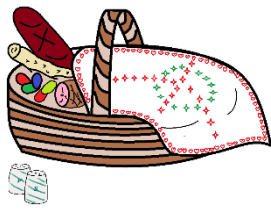

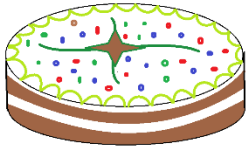

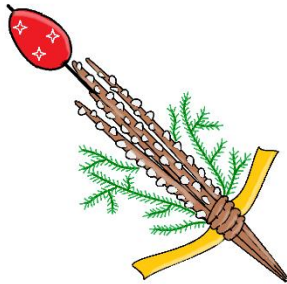

 3	 3	 3	 3
 3	 3	 3	 3
 3	 3	 3	 3
 3	 3	 3	 3
 3	 3	 3	 3
 3	 3	 3	<p> Opgavemappen.nu</p> <p>Emnet er angivet med et nummer. Påsketing har nummer 3. Dette letter arbejdet ved spil med flere forskellige emner på samme tid.</p> <p>MEMORY SPIL MED PÅSKETING</p> <p>3</p>

<p>das Osternest</p> <p>3</p>	<p>der Osterhase</p> <p>3</p>	<p>das Küken</p> <p>3</p>	<p>das Schaf</p> <p>3</p>
<p>die Osterblume (gelbe Narzisse) (Osterglocke)</p> <p>3</p>	<p>das Osterfeuer</p> <p>3</p>	<p>die Osterkarte</p> <p>3</p>	<p>der Meerrettich (Krenn – Ö)</p> <p>3</p>
<p>das Osterei</p> <p>3</p>	<p>das Salz und der Pfeffer</p> <p>3</p>	<p>das Osterfleisch</p> <p>3</p>	<p>das Osterei bemalen</p> <p>3</p>
<p>das Palm- kätzchen</p> <p>3</p>	<p>Das Osternest finden/ suchen</p> <p>3</p>	<p>das Opferlamm</p> <p>3</p>	<p>die Süßigkeiten</p> <p>3</p>
<p>das Schnee- glöckchen</p> <p>3</p>	<p>der Osterkorb</p> <p>3</p>	<p>die Osterkerze</p> <p>3</p>	<p>das Osterbrot</p> <p>3</p>
<p> Opgavemappen.nu Memory spil med Påsketing 3</p>	<p>Der Palmstrauß (Palmbuschen – Ö)</p> <p>3</p>	<p>Die Karwoche</p> <p>3</p>	<p>der Osterkuchen</p> <p>3</p>